

WIKI HOW: How to Make a Unique Screen Name

Because of the increase of users on websites, good screen names are getting scarce. You will need to get creative. You want a unique one, and you want one that is cool enough (and tame enough) that you won't be embarrassed to give it out, either to your friends or your grandmother.

Here are some helpful tips to help you make a unique screen name.



1. Use your life as a template.

Incorporating what you love to do into your username can help you create one that's both unique and personal.



2. Use your pastime.

Making a username out of what you love to do will not only make it easy to remember, it will make it uniquely personal.

One way to do this is to use your pastime, and add your birth year to it. For example, *climber86* or *fictionauthor91* will likely be both unique, and personal—and thus, easy to remember.

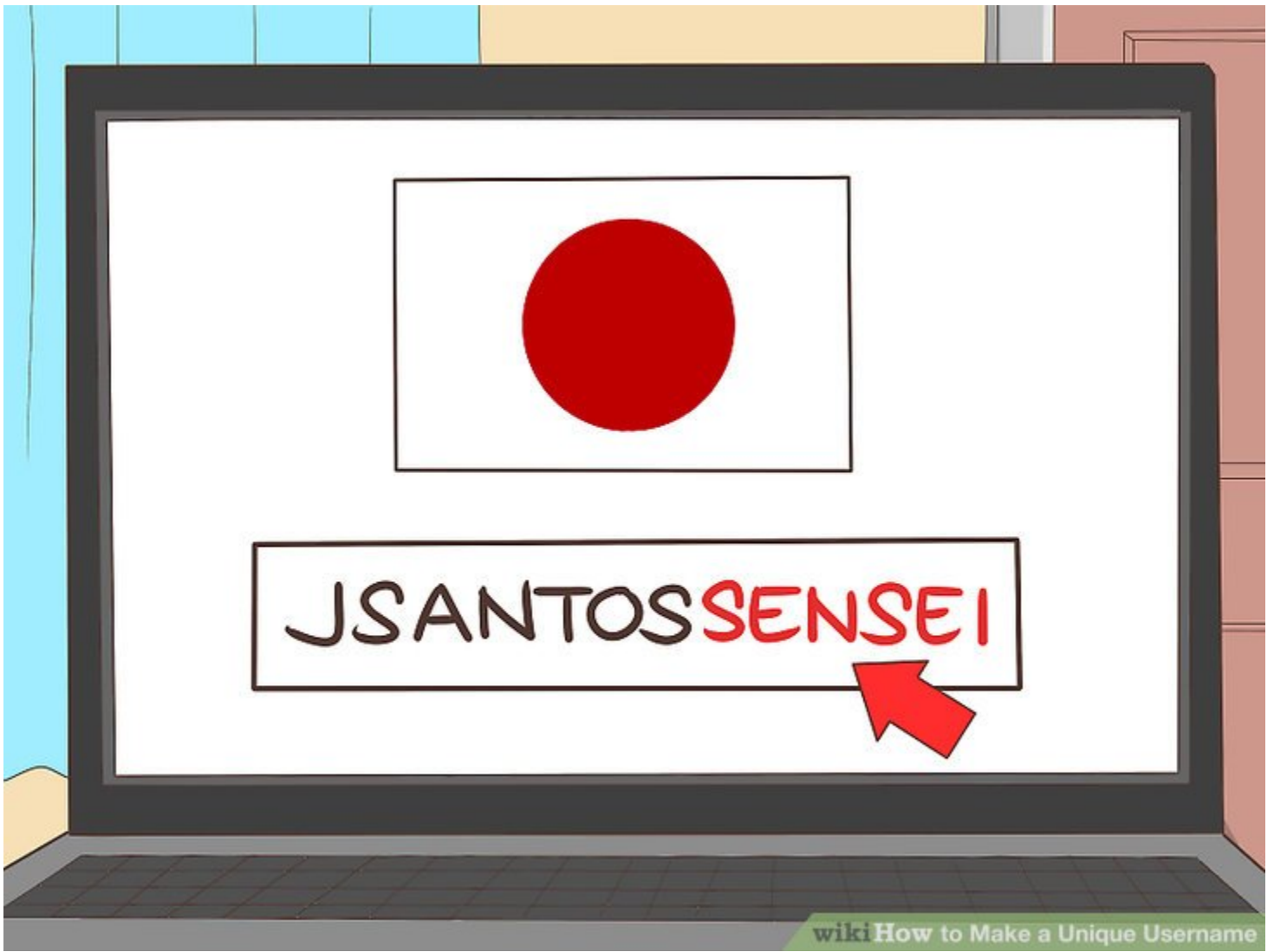


3. Keep it simple.

You might want to keep it simpler, and just use your first initial and last name. However, this is easier for those who possess a somewhat unique last name. For example, if your name is Felix Carpren, you'll have a much easier time than John Smith.

Adding your skill set as part of your name is one way to push even a common name into the world of the unique: *jsmithcpa*, for example.

Or, instead of your name, your job, or your pastime, combine them with your personality. While *jsmith* might be too ordinary, *brilliantjsmith* probably has a good shot at being unique.



4. Use other languages.

Barely anyone is going to know what Kindi is (an elvish language) or what the word Daonna means (Irish). Some of the most unique usernames aren't English!



5. Use your favorite TV show.

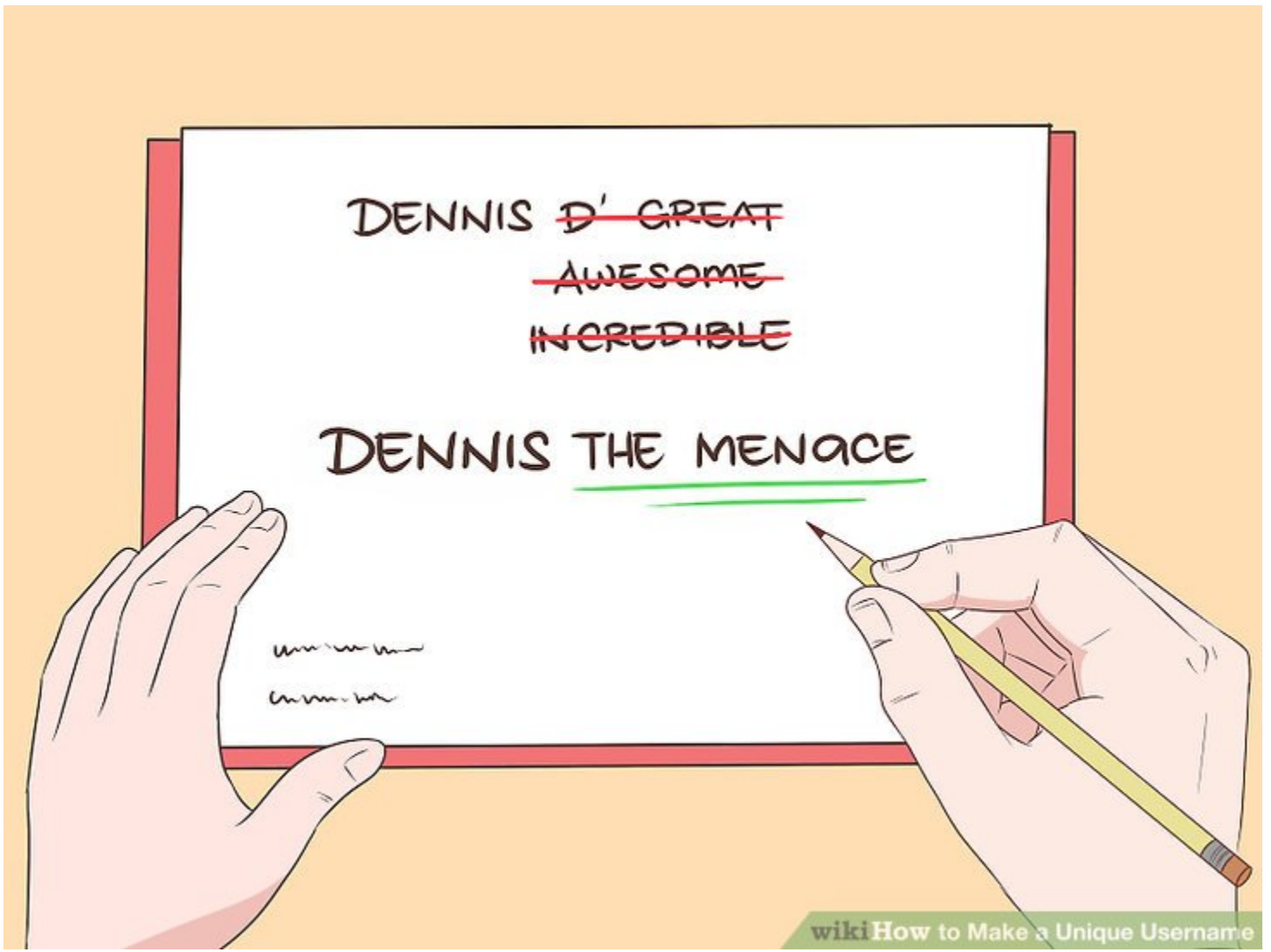
Be judicious here: "O" might be too short, where "reallyboredhousewivesofscheneadycountyohio" is not only too long, who wants to type that every time?



6. Make your pet's name your username.

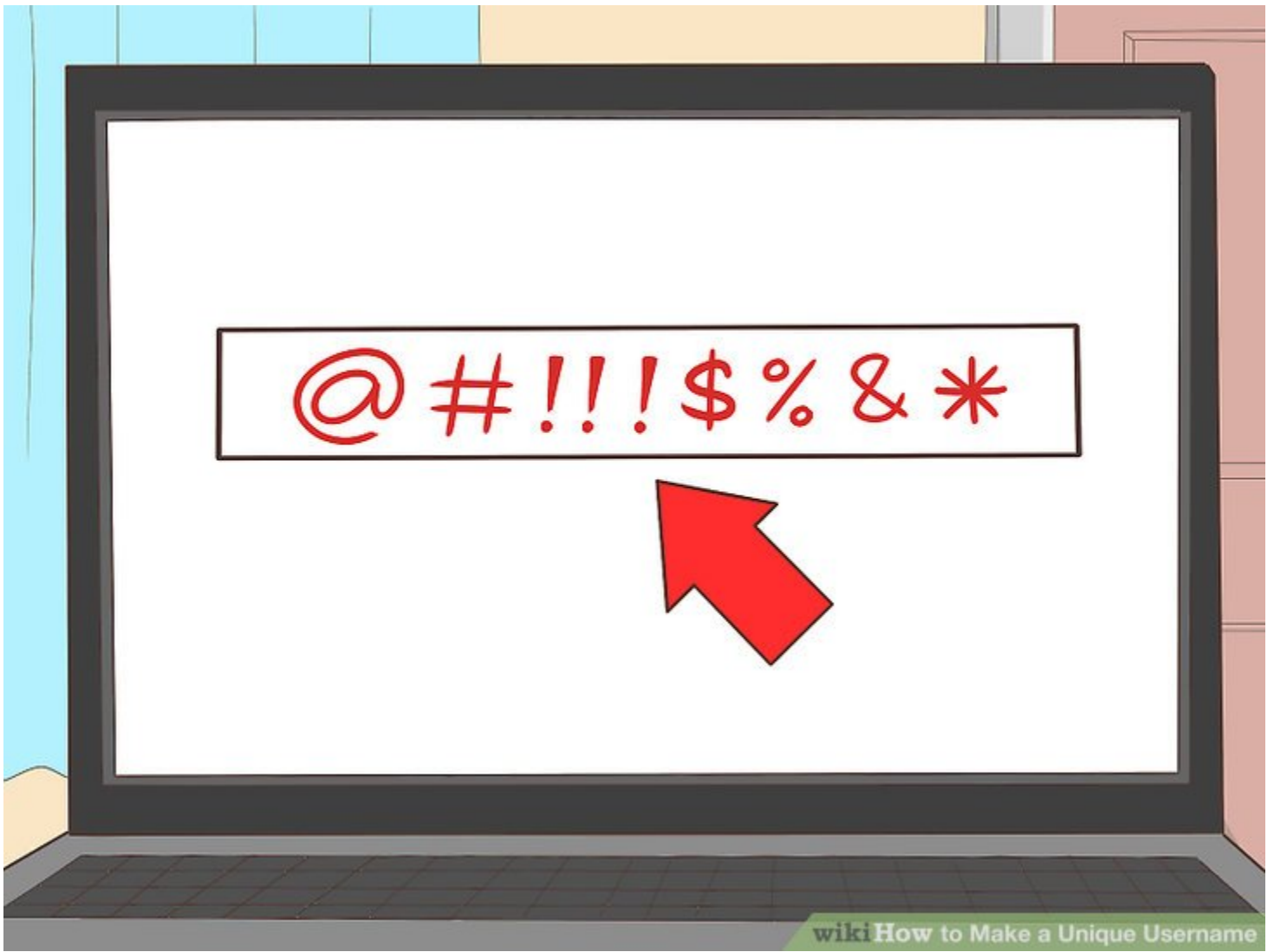
You may need to modify that a little bit, as there are probably a lot of "cleos," "patches," and "buddies" out there.

The same is true of sports teams, though those can make a good start to a unique username. Try adding your favorite player's number to make it different: *tblazers12* or *goblazers12* are ways to keep it local.



7. Play with your name.

Maybe try rhymes, like *dennisthemenance*, or alliteration, like *meticulousmathilda*.



8. Use unique characters.

You can use keyboard symbols like \$#%^, Unicode characters such as ♠, ♣, ♥, ♦, ♪, and ♫, or other special characters, but be aware that if you're trying to keep things simple, not every website will allow those sorts of characters. In most cases, you cannot put any of the following keyboard symbols. You'll have to remember which site uses which user name.